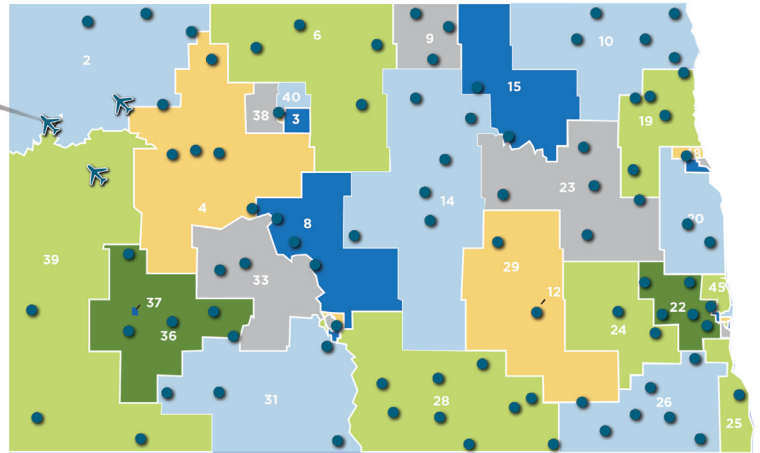
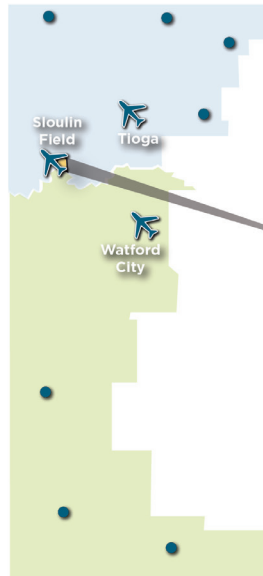


**Did you know that residents in your district use North Dakota airports that generate an estimated **\$218 million** in annual economic benefit?**

A recent report by the North Dakota Aeronautics Commission (NDAC) shows that airports play an important role in supporting the state's rapid economic growth. Airports in and near your district are vital to the transportation infrastructure that North Dakota needs for continued growth. Further, as the NDAC report documents, airports themselves are important sources of economic benefit.

Total annual economic impacts estimated for each airport represent "direct" impacts associated with the day-to-day operation of each airport. Additional "indirect" or multiplier impacts are measured with an Federal Aviation Administration approved input/output model. The NDAC report estimates annual economic impacts from airport management, airport tenants, average annual capital investment, and spending related to visitors who arrive in North Dakota on commercial airlines or general aviation aircraft.

## Legislative District #1 Airport Economic Impacts



For each category, an airport's annual economic impact is expressed as it relates to jobs, payroll, and annual "output." For airport management and airport tenants, annual output is equal to the amount each group spends for goods and services to run their business. For visitors, output is equal to annual spending. For capital investment, output is equal to the three-year average that each North Dakota airport spent to maintain, improve, expand, or in some cases re-build. Airport specific and statewide investment in the capital category reflects funding from the North Dakota Legislature which was allocated to help airports accommodate recent and unprecedented growth in passenger and aircraft operational demand.

### ANNUAL ECONOMIC IMPACT FOR AIRPORTS SERVING DISTRICT #1

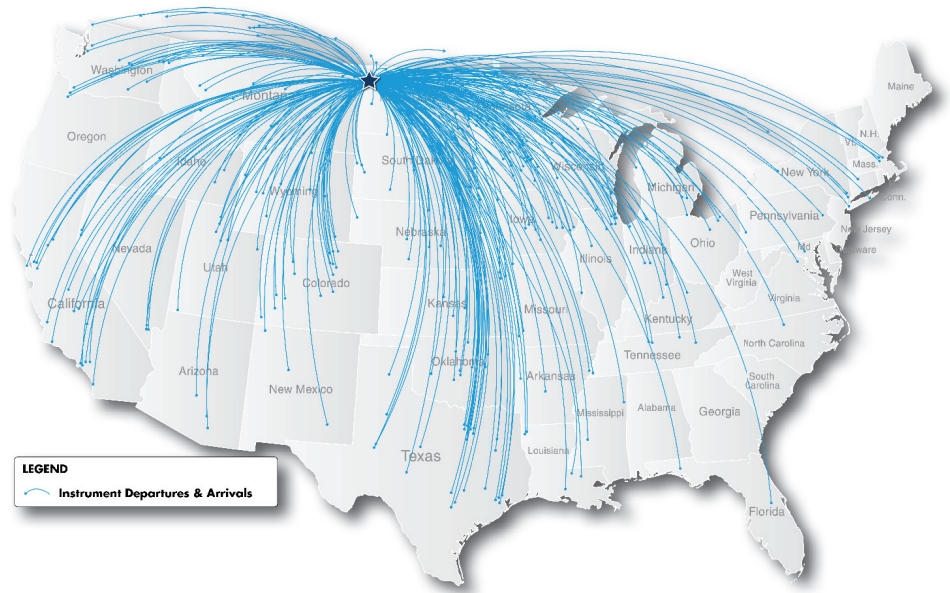
AIRPORT	EMPLOYMENT	PAYROLL	OUTPUT
<b>Sloulin Field International Airport</b>	1,474	\$57.3 million	\$209 million
<b>Tioga Municipal Airport</b>	34	\$1.5 million	\$3.9 million
<b>Watford City Municipal Airport</b>	44	\$2.1 million	\$5.2 million
<b>Total for Airports In or Near District #1*</b>	<b>1,552</b>	<b>\$60.8 million</b>	<b>\$218.1 million</b>

*\* Total includes statewide direct and indirect impacts*



Airports serving your district provide non-stop service to destinations throughout the U.S. The accompanying map reflects instrument (IFR) flights to and from airports in your district as tracked by the Federal Aviation Administration. These instrument flights represent only 3% of each airport's total annual operations as a majority of flights are not capable of being tracked as they are flown by visual flight rules (VFR). But as shown, airports support business and resident travel to hundreds of U.S. destinations.

## NON-STOP FLIGHTS FROM AIRPORTS THAT SUPPORT DISTRICT #1



All economic impact studies are a snapshot in time, reflecting conditions at the time data is collected to support the analysis.

NDAC conducted a similar statewide economic impact study based on conditions in 2009. At that time, total annual economic output for the state was estimated at \$1.06 billion. Based on 2015 conditions at study airports, this impact has now increased to \$1.56 billion.

## STATEWIDE TOTAL ANNUAL ECONOMIC IMPACTS FOR 89 STUDY AIRPORTS

	EMPLOYMENT	PAYROLL	OUTPUT
<b>Airport Management</b>	232	\$13.4 million	\$85.5 million
<b>Airport Tenants</b>	4,207	\$223.9 million	\$626.7 million
<b>Average Annual Capital Investments</b>	1,156	\$63.5 million	\$173.0 million
<b>Commercial Visitor Spending</b>	5,768	\$177.6 million	\$578.1 million
<b>General Aviation Visitor Spending</b>	854	\$26.9 million	\$101.1 million
<b>Total Statewide Annual Impacts *</b>	<b>12,217</b>	<b>\$ 505.2 million</b>	<b>\$1.56 billion</b>

\* Total includes direct and indirect impacts

### Other statewide findings from NDAC's economic impact study include:

- Visitors arriving in North Dakota by air since 2009 has increased from 545,301 to 915,289, and the total annual spending from these visitors has increased from \$121.8 million to \$679.2 million.
- Businesses throughout North Dakota rely on both commercial and general aviation to improve their efficiency. Statewide there are an estimated 5,500 jobs that have an annual payroll of \$272 million that have improved efficiency as a result of their use of aviation. This employment and payroll is in addition to airport impacts presented in the previous table.
- Activities associated with airport operations and visitor spending contribute an estimated \$64 million in annual state and local tax revenues.

North Dakota airports also support other activities that are important to the state. Specialty doctors use general aviation aircraft to fly to small hospitals and clinics, helping to provide healthcare services for many residents that otherwise would not be available. Many airports in the state support agricultural operators who spray crops to improve yields for farmers. North Dakota also attracts many visitors for hunting and fishing. Many of these visitors arrive at smaller airports on general aviation planes and it is common for these visitors to spend thousands of dollars each while in the state.

Airports are important to supporting North Dakota's transportation needs and economic growth, and each airport provides its own unique contributions and economic benefits.

### For More Information:

North Dakota Aeronautics Commission  
P.O. Box 5020  
Bismarck, ND 58502  
ph. 701.328.9650  
ndaero@nd.gov  
<http://www.aero.nd.gov>

